



Instructions

Paint empty Yakult bottles

You may need a few layers of paint. We did three layers.

STEP
01



STEP
02



Colour in wings template

Bee, Dragon fly or Butterfly
What will it be?
Its completely up to you!

Cut out wings

Follow the outline on the template when cutting out the wings.

STEP
03



Antenna's & Wings

Use sticky tape to secure antenna's and wings.

Take a picture', upload and tag us to share your creation
@yakultaustralia #doyouyakult

STEP
04

Glue on Googly Eyes

Make sure your bottles are completely dry before you attempt to glue the eyes on.

STEP
05

